



ALCOHOL, DRUG ADDICTION AND MENTAL HEALTH SERVICES BOARD OF CUYAHOGA COUNTY

Summary of the Faith-Based Prevention and Treatment Programs
Supported by the ADAMHS Board of Cuyahoga County

Faith-Based Programs Performance Outcomes 2024 1-4th Quarter Report

The table below shows the counts of the actual number of **new clients** served by quarter for the first, second, third and fourth quarter of 2024, with the projected/expected client counts for the year 2024 for faith-based programs/providers funded by the ADAMHS Board of Cuyahoga County. **Please note**, caution should be given when interpreting numbers solely on a quarterly basis as programming and outcomes data collection may not align with typical calendar year quarters.

Provider	# Individuals Served Q1	# New Served Q2	# New Served Q3	# New Served Q4	# Total New Served	Projected Expected Annual Total
99 Treasures Arts & Culture	51	76	23	44	194	200
Galilean Theological Center (<i>Annual Cohort</i>)*	45*	N/A	N/A	43*	43*	40
It's Not a Moment, It's a Movement (Faith Leaders and Individuals)	7	19	7	14	47	50
Naaleh Cleveland**	0	0	32	47	79	40
NAMI Greater Cleveland - Education & Awareness Program	172	143	167	165	647	140
NAMI Greater Cleveland – Mental Health First Aid	19	59	0	0	78	30
OhioGuidestone	29	32	30	28	119	115
Trinity Outreach Ministries – Another Chance of Ohio	59	66	17	0	142	170
Total	337	395	276	341	1,349	785

*Please note that the Galilean Theological Center maintains a group of individuals across time as part of their program. There are no new individuals in quarters 2-4. As of Quarter 4, 43 individuals completed Galilean Theological Center's program.

**Please note there has been some variation in quarterly reporting for Naaleh due to staffing changes.

Other Providers: It's Not a Moment, It's a Movement	# in Q1	# in Q2	# in Q3	# in Q4	# Total Served	Expected Annual Total
Institutions (Participants)	2 (25)	3 (65)	4 (85)	3(107)	12 (282)	25 (N/A)
Conversations (Participants)	2 (182)	6 (146)	2 (23)	5 (193)	15 (544)	12 (N/A)

Faith-Based Programs Performance Outcomes 2024 1-4th Quarter Report

Due to program differences and ages of program participants, several measurement instruments are used. The Devereux Student Strengths Assessment (DESSA) is designed for school age children. The Devereux Adult Resilience Survey (DARS) instrument is designed for adults. Both the DESSA and the DARS require an assessment at the beginning of a program as well as at the end of the program so that a measure of improvement can be shown. The Mental Health First Aid (MHFA) and the Awareness and Education Programs use quizzes to confirm that program participants have substantial knowledge about the program area.

Additionally, It's Not a Moment, It's a Movement (INAMIAM) initiates contacts that are captured as contacts with church institutions and group conversations that are not individual counts but counts reflected as instances of occurrence.

Program Outcome Type	# Individuals Served				
	Q1	Q2	Q3	Q4	Total
DESSA	65	212	52	266	595
DARS	75	79	65	61	280
MHFA	19	59	0	0	78
Awareness and Education (inc. NAMI Greater Cleveland and INAMIAM (faith leaders & individuals))	132	101	80	34	347
Total	291	451	197	361	1,300

Devereux Student Strengths Assessment (DESSA) Outcomes

Faith-based programming for children K through 12th grade is measured through the Devereux Student Strengths Assessment instrument by comparing a pre-assessment with a post-assessment. The DESSA web-based system is designed to help school and after-school program staff promote the healthy social-emotional development of all children. As there are differences between younger children and high school age children, two separate instruments have been developed for children in grades K – 8 and the high school grades. The DESSA is a thorough assessment of the following social-emotional competencies: Self-awareness; Social-awareness; Self-management; Relationship skills; Goal-directed behavior; Personal responsibility; Decision-making skills and Optimistic thinking.

The scoring of the several competencies can be broken down into three categories:

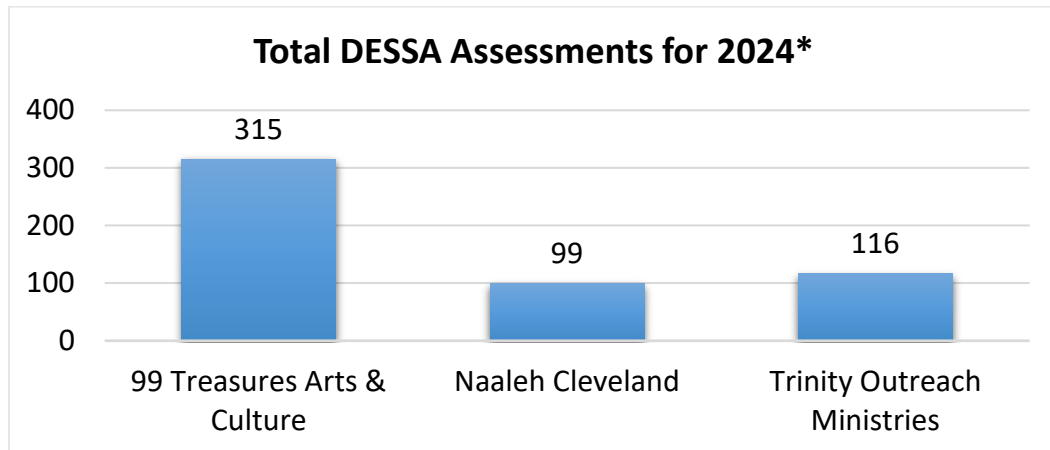
1. **“Strengths”** shows children doing well.
2. **“Typical”** shows positive behaviors for children.
3. **“Need for Instruction”** to further develop social and emotional skills.

Presently, the Board is receiving results of the DESSA MINI instrument that screens across the eight social-emotional competencies to identify generally whether children are in need for further social-emotional instruction. The expectation is that the programs provided by the faith-based service providers using the instrument will show growth in social-emotional maturity, which may be attributed to their programs. The following charts show a breakdown of various measures collected from DESSA including numbers of DESSA submitted, numbers of clients having both the pre-assessment DESSA and the post-program DESSA assessment, and changes from pre- to post-assessments.

Faith-Based Programs Performance Outcomes 2024 1-4th Quarter Report

DESSA Submissions

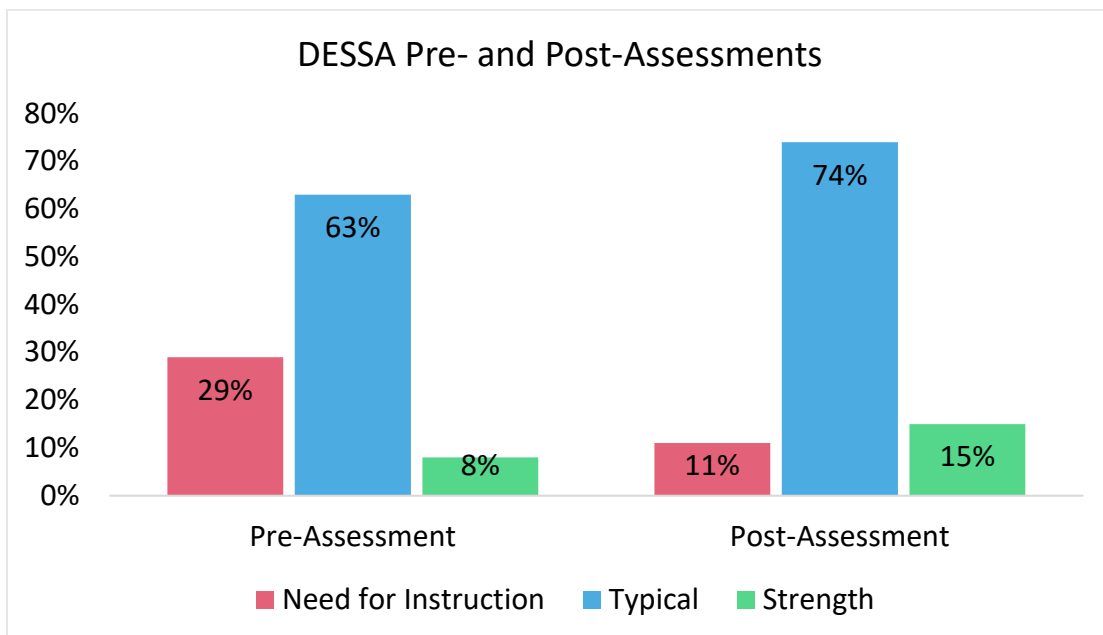
The chart below shows the number of clients with either a pre-test or post-test completed for each of the providers from first, second, third and fourth Quarter that planned to use the DESSA social emotional learning instrument.



*This figure was compiled using previous reports, please see prior quarterly reports for specific details.

DESSA Pre/Post Submissions

The following includes counts of children who completed both preliminary and post assessments in a program for both the K through 8 grades and high school grades combined.



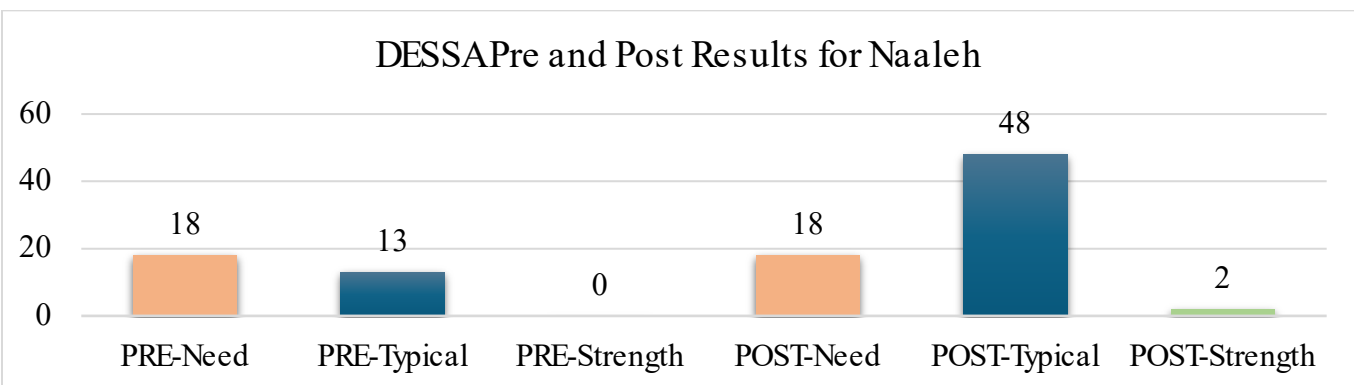

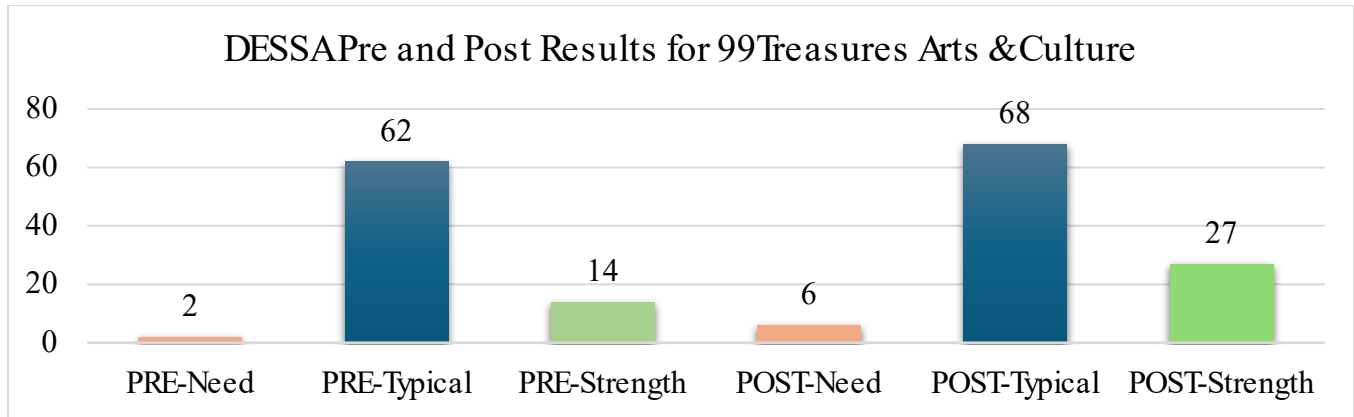
(Pre-Assessment number of students: Need=38; Typical= 83; Strength=10)
(Post-Assessment number of students: Need=18; Typical= 127; Strength=26)

Faith-Based Programs Performance Outcomes 2024 1-4th Quarter Report

For those children who had both a pre-assessment and a post-assessment, the charts above show the number of children in each of the three learning categories (Need of Instruction, Typical, and Strengths) at both assessment times. The large increase of students in the post-assessment cohort is because the DESSA ratings windows are based around the normal school year, so many post-assessments occur in the graduation season of May and June.

DESSA Individual Agency Outcomes

The following charts show pre- and post-assessment child count for each provider.

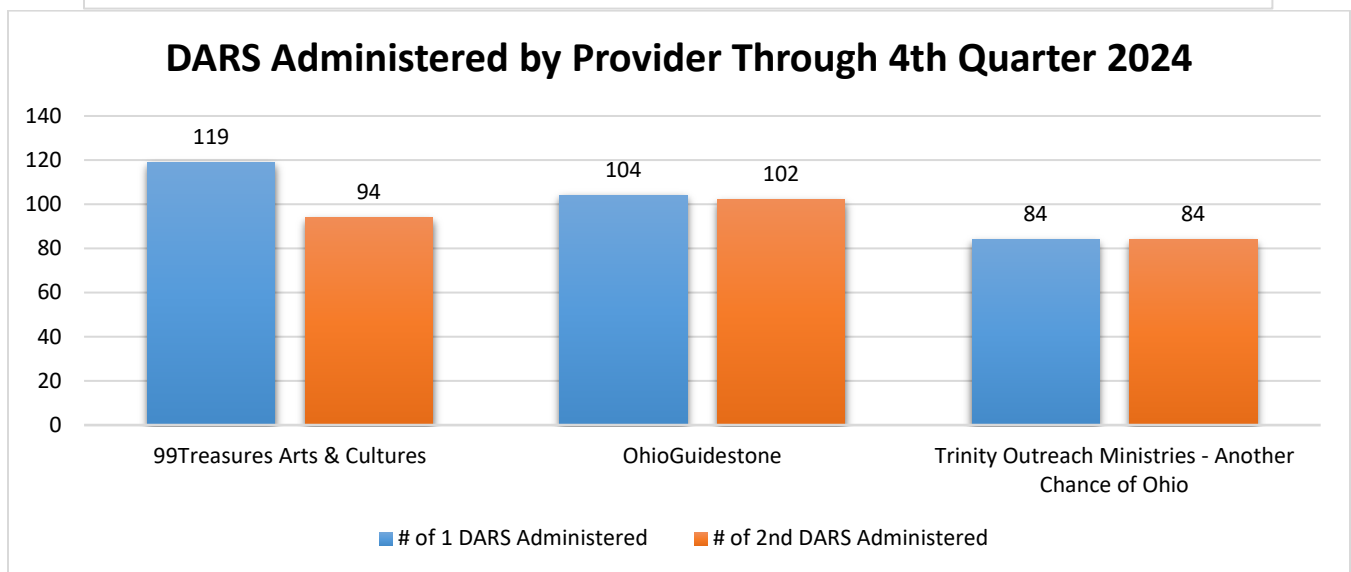
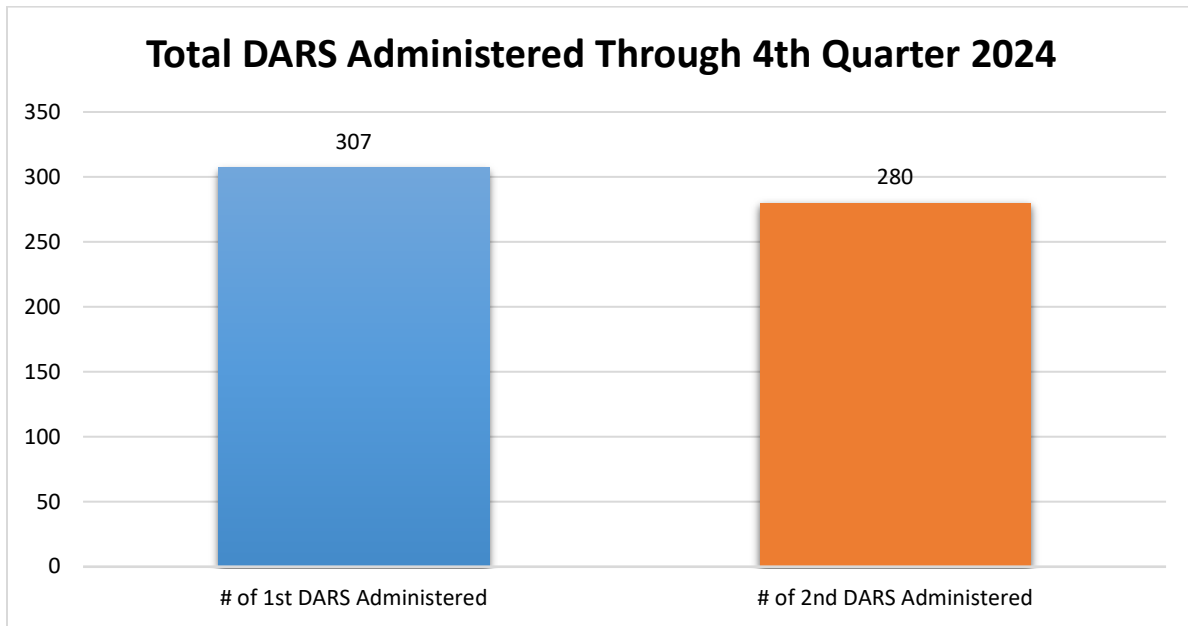


Devereux Adult Resilience Survey (DARS) Outcomes

Faith-Based Programs Performance Outcomes 2024 1-4th Quarter Report

The faith-based program for adults demonstrates resiliency measured as Always (A), Sometimes (S), or Not Yet (N) through the Devereux Adult Resilience Survey instrument that promotes self-awareness regarding personal strengths to enhance creativity and the ability to set limits to cope with adversity and stress measured through the following areas:

- Will gain knowledge to develop healthy relationships.
- Will learn skills to increase self-worth to enhance internal beliefs and values.
- Will learn strategies to develop/enhance self-motivation to increase independence.
- Will learn how to self-regulate and control without the use of substances and negative influences.

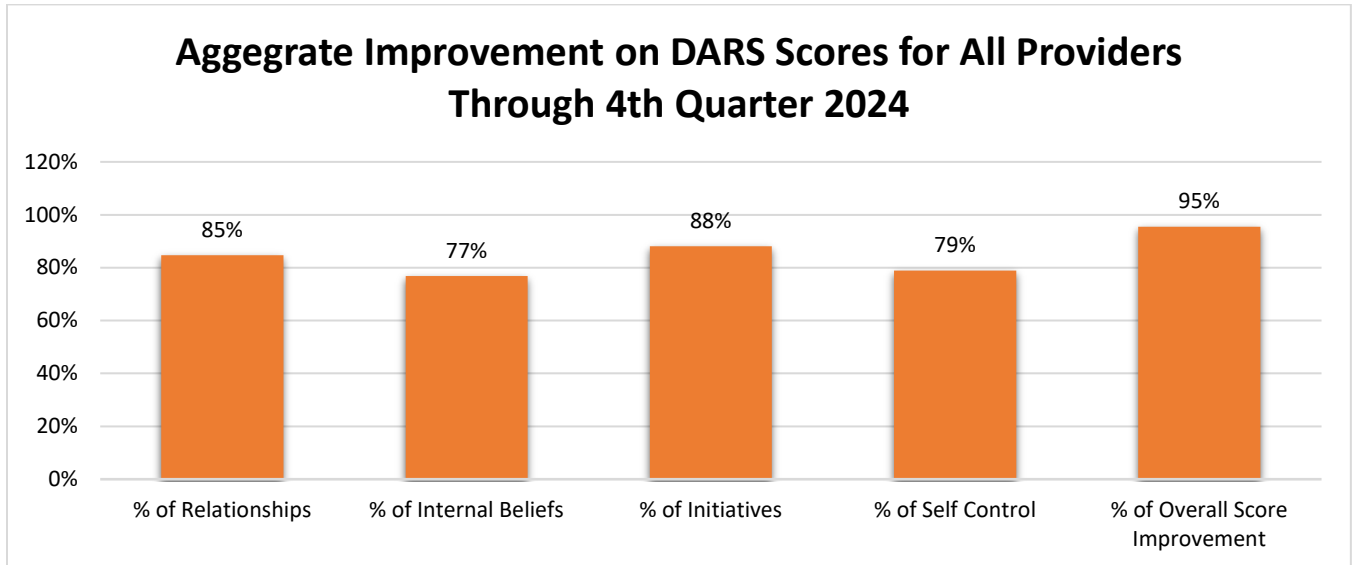


Through the first, second, third and fourth quarter of 2024, 307 individuals were evaluated for the first time, and 280 individuals for a second time. This allowed for the analysis of outcomes from this tool. Overall, 95% of clients assessed at Board providers improved in at least one aspect of the DARS

Faith-Based Programs Performance Outcomes

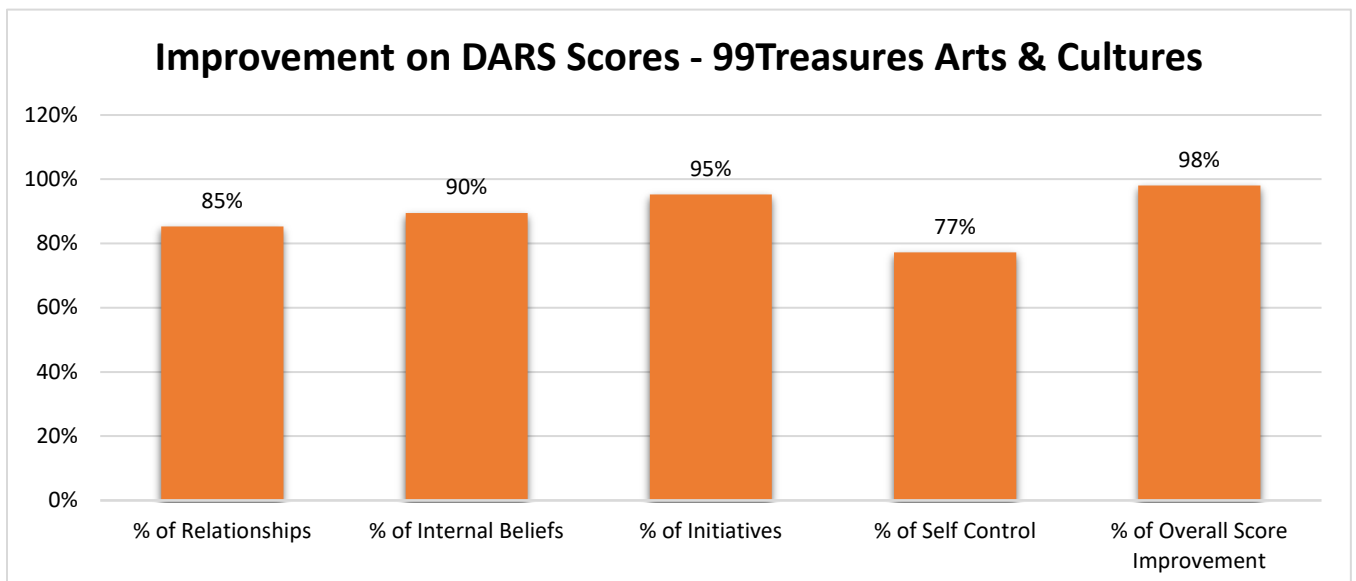
2024 1-4th Quarter Report

assessment (in comparison to their first assessment). Further, 85% improved in relationship scores, 77% improved in internal belief scores, 88% improved in initiative scores, and 79% improved their self-control scores.

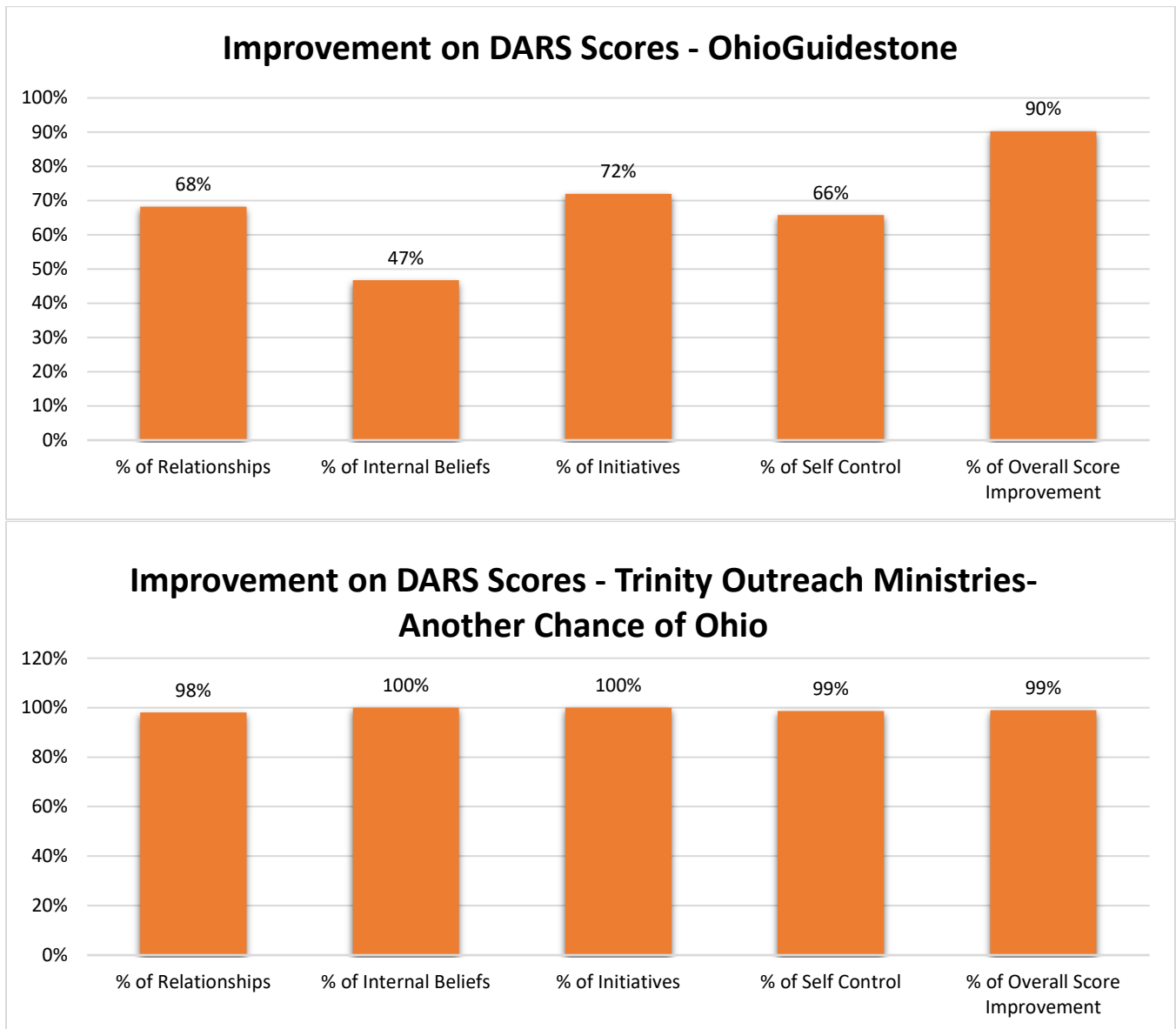


DARS Individual Agency Outcomes

The following charts show the percentage of improvement among clients assessed using the DARS tool (versus their first assessment) broken down by those agencies making use of the tool.



Faith-Based Programs Performance Outcomes 2024 1-4th Quarter Report



Mental Health First Aid Outcomes


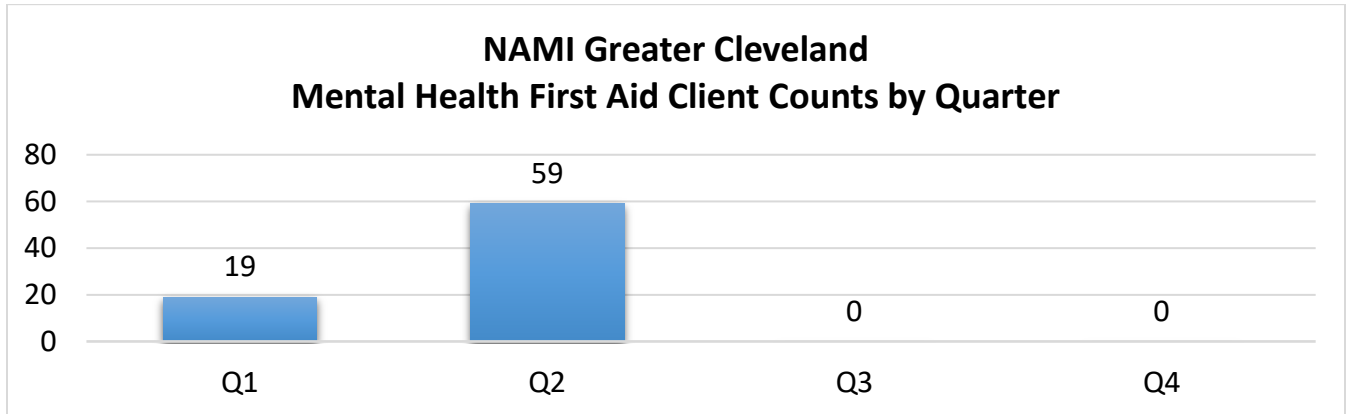
Mental Health First Aid is designed to teach individuals how to spot the signs and symptoms of mental illness and provide help on a first aid basis. Individuals who are participating in a Mental Health First Aid training provided by a faith-based program provider are expected to successfully complete the Mental Health First Aid for Adults Post-Evaluation quiz and score the following:

- 80% of attendees will provide a correct answer to 4 of the 5 quiz questions.
- 80% of attendees will show an increase in each indicator when comparing before vs. after when completing the MHFA for Adults Course.
- 80% of attendees will Agree or Strongly Agree that they believe that they intend to take action to help anyone they work with to address their mental health or substance use challenge(s).

Faith-Based Programs Performance Outcomes 2024 1-4th Quarter Report

- 80% of attendees will Agree or Strongly Agree that they are confident they can have a supportive conversation with anyone about mental health or substance use challenges.

Please note in quarters 3 and 4 of 2024, there were no Mental Health First Aid sessions.



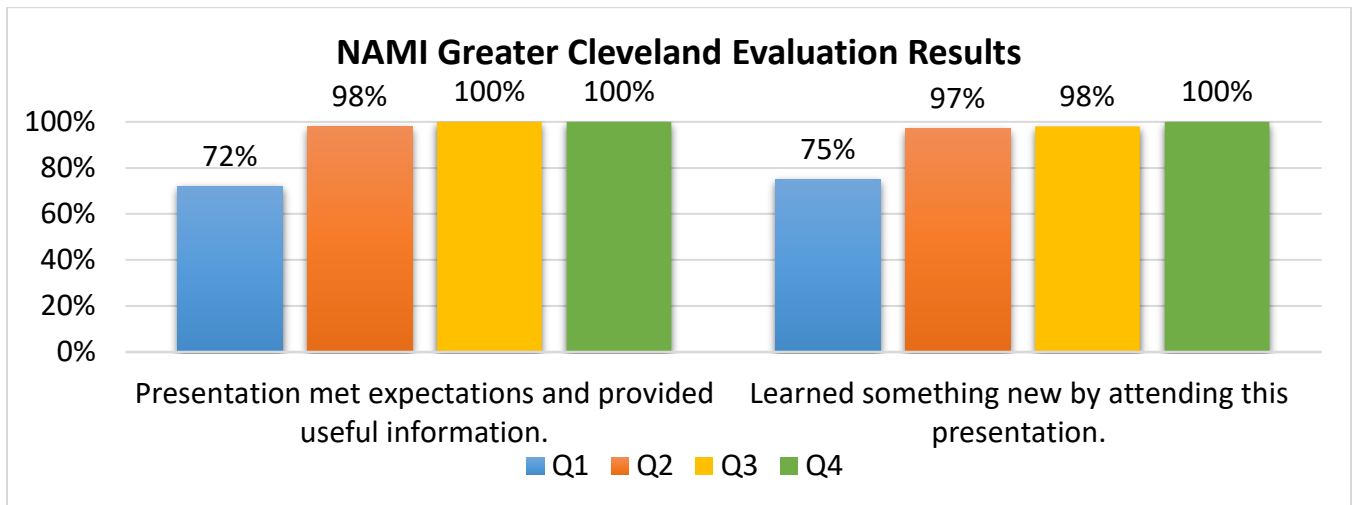
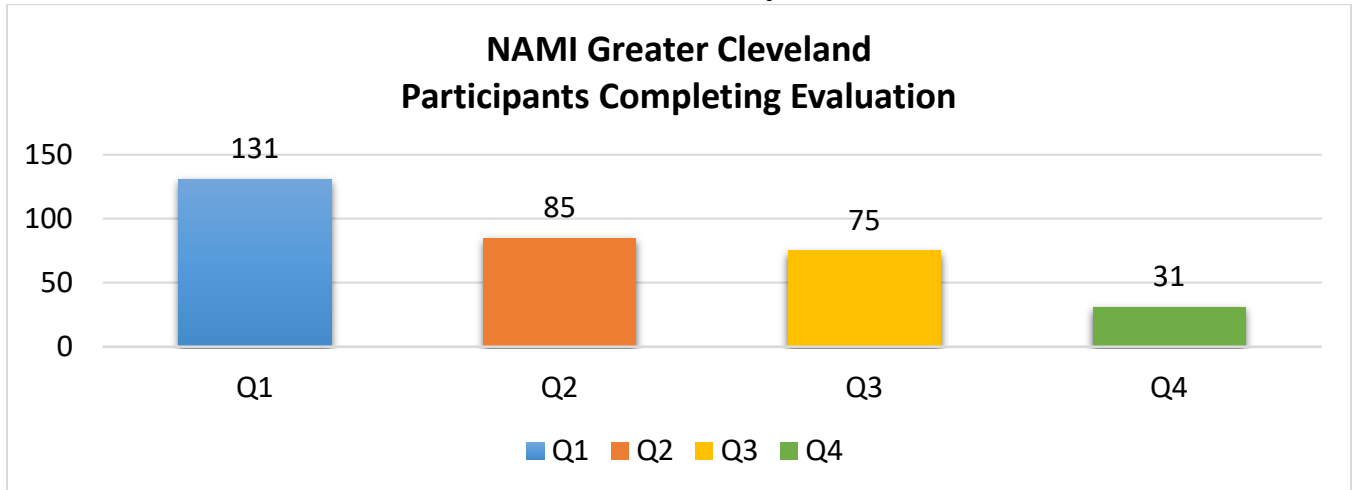
Education and Awareness Outcomes

Galilean Theological Center – Providing Education and Awareness Training for Latinx Pastors.

- A three-component training program, the first component of the training program began on June 15, 2024, the second component started on May 11, 2024, and the third component started on August 3rd, 2024.
- Of the initial 47 who registered for the training, 43 individuals completed Component I and Component III. As of Quarter 4 2024, 75% (32 participants) completed their CDCA Certification and the remaining 25% (11 participants) were waiting to receive certification from the state.

NAMI Greater Cleveland provides mental health education and support within faith-based communities for individuals with mental illness and their families. Clients are asked to complete a small survey at the end of the education presentations that gives feedback on how the participants felt about the presentation.

Faith-Based Programs Performance Outcomes 2024 1-4th Quarter Report



It's Not a Moment, It's a Movement (New Program) Outcomes

- It's Not a Moment, It's a Movement - Providing Education and Awareness Training for Pastors and providing guidance in the development of mental health ministries.
- Goals include increasing behavioral health services and/or referrals, mental health ministries among local institutions, mental health education/counseling sessions, the amount of mental health conversations, and the completion of a conference intended to develop opportunities for faith leaders and behavioral health professionals to improve system access and mental health outcomes.

It's Not a Moment, It's a Movement		# of Institutions	% Increase in Service Provided
1) Behavioral Health Services and/or Referrals	Q1	6 (6 BH Serv/Referrals)	100%
	Q2	3 (12 BH Serv/Referrals)	100%
	Q3	2 (4 BH Serv/Referrals)	--*
	Q4	12 (12 BH Serv/Referrals)	--*

**Faith-Based Programs Performance Outcomes
2024 1-4th Quarter Report**

		# of Institutions	% of Increased Preparedness
2) Mental Health Ministries	Q1	2 (25 Participants)	48%
	Q2	3 (65 Participants)	23%
	Q3	4 (85 Participants)	59%
	Q4	3 (107 Participants)	100%
		# of Institutions	% of Increased Attitudes
3) Mental Health Education and/or Counseling Sessions	Q1	1	100%
	Q2	16	100%
	Q3	5	100%
	Q4	2	100%
		# of Conversations	% Increase in BH Conversations
4) Conversations	Q1	2 (182 Participants)	100%
	Q2	6 (146 Participants)	100%
	Q3	2 (23 Participants)	--*
	Q4	5 (193 Participants)	--*
		Conversation Completed?	# of Referrals/Signed up for Training
5) Conference Participation	Q1	No, still organizing	--
	Q2	3 (2 conferences, 1 CEU)	208 Participants
	Q3	Met goal in quarter 2	Met goal in quarter 2
	Q4	Met goal in quarter 2	Met goal in quarter 2

*Data analysis processing has changed as of quarter 3 2024 due to Board staffing changes.